

Pulmonary Function Report

Office Medic 6.2.0.0 i, QRS Diagnostic

Session Date & Time: 2/6/2026 2:43 PM

Name: JENNIFER YIM

Account Number: 02152001

Gender: Female

Race: Asian

Age: 24

Height: 163 cm

Weight: 0 kg

Smoking-Pack Years: 0

All test results should be evaluated by a qualified physician.

Test Sequence	Pred. (LLN)	Z-Score	Best Pre	% Pred.	2nd Best Pre	% Pred.	3rd Best Pre	% Pred.
FVC (L)	3.57 Gg (2.76)	0.66	#3 3.90	109.3%	#2 3.69	103.4%	#1 3.59	100.5%
FEV1 (L)	3.11 Gg (2.40)	0.42	3.28	105.6%	3.09	99.6%	2.96	95.4%
FEV1/FVC	0.87 Gg (0.76)	-0.56	0.84	96.2%	0.84	95.9%	0.83	94.5%
FEV6 (L)	3.57 Nh (2.93)		3.90	109.1%	3.69	103.2%	3.59	100.3%
FEV1/FEV6	0.86 Nh (0.78)		0.84	97.4%	0.84	97.0%	0.83	95.7%
FEV0.5 (L)			2.48		2.31		2.24	
FEV3 (L)			3.88		3.69		3.55	
FEV3/FVC			0.99		1.00		0.99	
PEFR (L/min)	391.63 Nh (294.60)		370.50	94.6%	359.46	91.8%	358.14	91.4%
PEFT (s)			0.22		0.07		0.10	
FEF25% (L/min)			359.82		329.34		340.62	
FEF50% (L/min)			265.32		217.44		207.78	
FEF75% (L/min)			95.52		88.50		81.36	
FEF25-75% (L/min)			215.16		199.98		181.50	
FIVC (L)			3.50		3.38		3.33	
FIV0.5 (L)			1.74		1.37		1.42	
FIV1 (L)			3.37		2.97		3.15	
FIV3 (L)			3.50		3.38		3.33	
FIV1/FIVC			0.96		0.88		0.94	
FIV3/FIVC			1.00		1.00		1.00	
PIFR (L/min)			273.48		212.94		237.48	
FIF50% (L/min)			264.30		191.22		232.50	
FIF25-75% (L/min)			246.18		189.30		226.86	
FIF.2-1.2 (L/min)			235.68		193.68		207.18	
FVC/FIVC			1.11		1.09		1.08	
Ext. Vol. (L)			0.13		0.03		0.04	
FET (s)			3.30		2.94		3.42	
EOTV (L)			0.04		0.06		0.04	
Time			2:44 PM		2:44 PM		2:43 PM	
Mouthpiece #			6595-9323		6595-9323		6595-9323	
Physician/Tech		JY		JY		JY		

6% correction has been applied to the predicted results. When selected, GLI results do not get corrected. See User's Manual for details.

Best Pre-FVC: #3 3.90 (L), Best Pre-FEV1: #3 3.28 (L)

Best Pre-FVC interpretation: Normal spirometry.

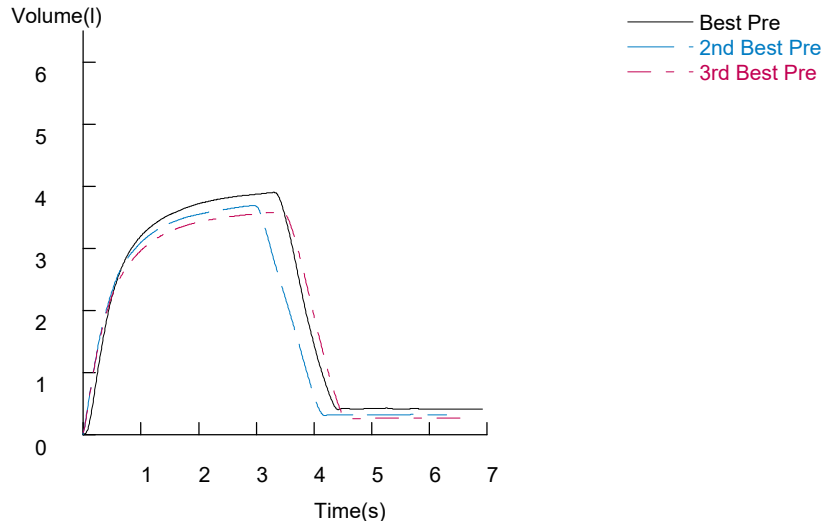
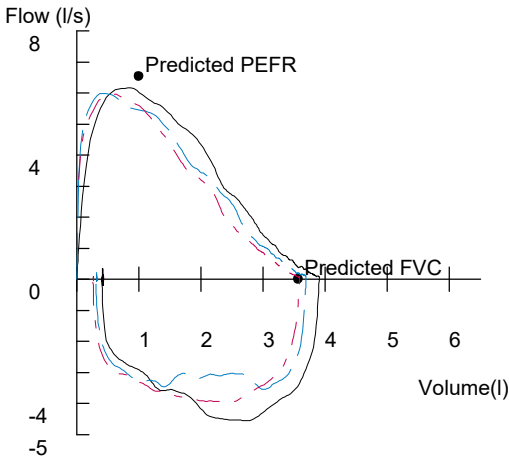
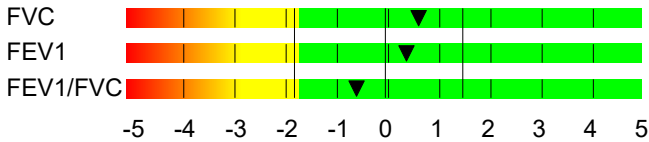
Date & Time: 2/6/2026, BestPre : 2:44 PM, 2ndBestPre : 2:44 PM, 3rdBestPre : 2:43 PM

Pre Test Session Grade: FEV1 - C, FVC - D (FVC Var=0.21L (5.69%); FEV1 Var=0.19L (6.01%))

Comments: ###

Z-Score Pictogram

LLN Pred. ULN



Pulmonary Function Report

Office Medic 6.2.0.0 i, QRS Diagnostic

Session Date & Time: 2/6/2026 2:43 PM

Name: JENNIFER YIM

Account Number: 02152001

Gender: Female

Race: Asian

Age: 24

Height: 163 cm

Weight: 0 kg

Smoking-Pack Years: 0

All test results should be evaluated by a qualified physician.

Test Sequence	Pred. (LLN)	Z-Score	Best Post	% Pred.	2nd Best Post	% Pred.	3rd Best Post	% Pred.
FVC (L)	3.57 Gg (2.76)	0.61	#2 3.87	108.4%	#1 3.69	103.5%	#3 3.48	97.6%
FEV1 (L)	3.11 Gg (2.40)	0.35	3.25	104.6%	3.15	101.5%	3.01	97.0%
FEV1/FVC	0.87 Gg (0.76)	-0.57	0.84	96.1%	0.85	97.7%	0.86	98.9%
FEV6 (L)	3.57 Nh (2.93)		3.87	108.3%	3.69	103.3%	3.48	97.5%
FEV1/FEV6	0.86 Nh (0.78)		0.84	97.3%	0.85	98.9%	0.86	100.2%
FEV0.5 (L)			2.35		2.42		2.26	
FEV3 (L)			3.87		3.69		3.48	
FEV3/FVC			1.00		1.00		1.00	
PEFR (L/min)	391.63 Nh (294.60)		340.86	87.0%	415.86	106.2%	404.16	103.2%
PEFT (s)			0.19		0.06		0.02	
FEF25% (L/min)			299.58		392.28		335.82	
FEF50% (L/min)			248.46		197.70		207.96	
FEF75% (L/min)			104.76		97.74		88.56	
FEF25-75% (L/min)	(89Šđ™šđ)		207.84		205.98		196.20	
FIVC (L)			3.44		3.55		3.41	
FIV0.5 (L)			1.39		1.67		1.56	
FIV1 (L)			3.11		3.37		3.27	
FIV3 (L)			3.44		3.55		3.41	
FIV1/FIVC			0.90		0.95		0.96	
FIV3/FIVC			1.00		1.00		1.00	
PIFR (L/min)			234.60		230.04		232.44	
FIF50% (L/min)			204.30		208.98		228.24	
FIF25-75% (L/min)			198.36		212.58		215.52	
FIF.2-1.2 (L/min)			194.76		221.70		211.80	
FVC/FIVC			1.12		1.04		1.02	
Ext. Vol. (L)			0.11		0.03		0.04	
FET (s)			2.94		2.80		2.36	
EOTV (L)			0.05		0.07		0.09	
Time			2:46 PM		2:45 PM		2:46 PM	
Mouthpiece #			6595-9323		6595-9323		6595-9323	
Physician/Tech		JY		JY		JY		

6% correction has been applied to the predicted results. When selected, GLI results do not get corrected. See User's Manual for details.

Best Post-FVC: #2 3.87 (L), Best Post-FEV1: #2 3.25 (L)

Best Post-FVC interpretation: Normal spirometry.

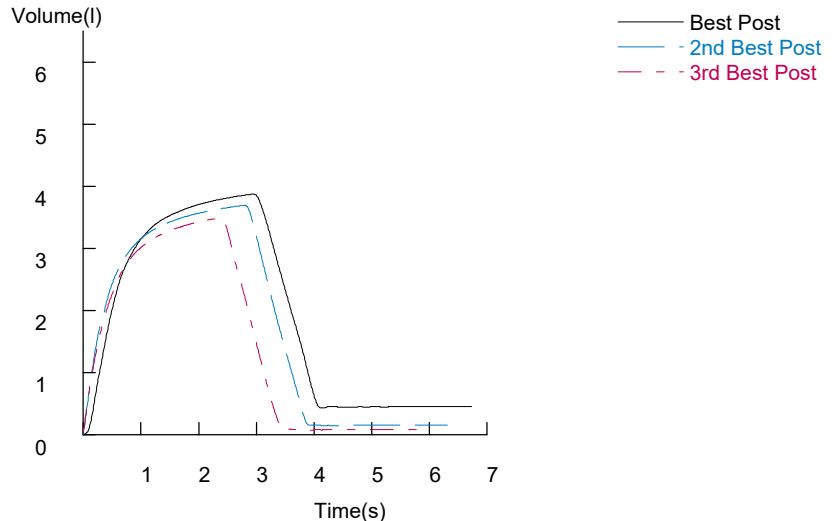
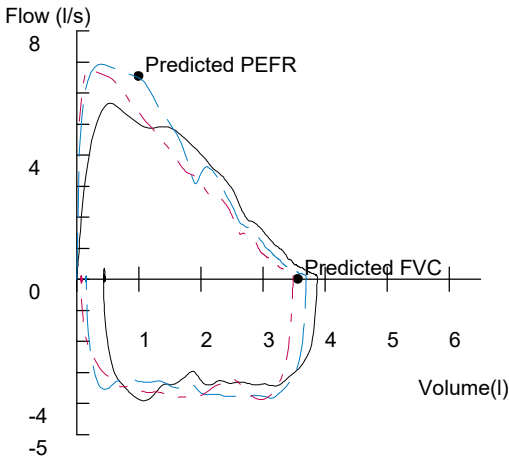
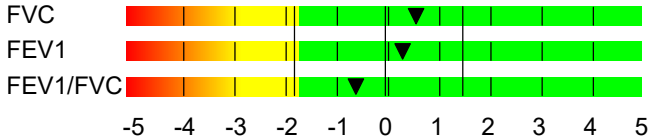
Date & Time: 2/6/2026, BestPost : 2:46 PM, 2ndBestPost : 2:45 PM, 3rdBestPost : 2:46 PM

Post Test Session Grade: FEV1 - A, FVC - C (FVC Var=0.18L (4.82%); FEV1 Var=0.10L (3.04%))

Comments: ###

Z-Score Pictogram

LLN Pred. ULN



Pulmonary Function Report

Office Medic 6.2.0.0 i, QRS Diagnostic

Session Date & Time: 2/6/2026 2:43 PM

Name: JENNIFER YIM

Account Number: 02152001

Gender: Female

Race: Asian

Age: 24

Height: 163 cm

Weight: 0 kg

Smoking-Pack Years: 0

All test results should be evaluated by a qualified physician.

Test Sequence	Pred. (LLN)	Best Pre	% Pred.	Best Post	% Pred.	% Change	% BDR
		#3		#2			
FVC (L)	3.57 Gg (2.76)	3.90	109.3%	3.87	108.4%	-0.7%	-0.8%
FEV1 (L)	3.11 Gg (2.40)	3.28	105.6%	3.25	104.6%	-0.9%	-1.0%
FEV1/FVC	0.87 Gg (0.76)	0.84	96.2%	0.84	96.1%	-0.1%	0.0%
FEV6 (L)	3.57 Nh (2.93)	3.90	109.1%	3.87	108.3%	-0.7%	
FEV1/FEV6	0.86 Nh (0.78)	0.84	97.4%	0.84	97.3%	-0.1%	
FEV0.5 (L)		2.48		2.35		-5.3%	0.0%
FEV3 (L)		3.88		3.87		-0.2%	0.0%
FEV3/FVC		0.99		1.00		0.6%	0.0%
PEFR (L/min)	391.63 Nh (294.60)	370.50	94.6%	340.86	87.0%	-8.0%	
PEFT (s)		0.22		0.19		-14.3%	
FEF25% (L/min)		359.82		299.58		-16.7%	
FEF50% (L/min)		265.32		248.46		-6.4%	
FEF75% (L/min)	(95.52)	95.52		104.76		9.7%	0.0%
FEF25-75% (L/min)	(215.16)	215.16		207.84		-3.4%	0.0%
FIVC (L)		3.50		3.44		-1.5%	
FIV0.5 (L)		1.74		1.39		-20.2%	
FIV1 (L)		3.37		3.11		-7.9%	
FIV3 (L)		3.50		3.44		-1.5%	
FIV1/FIVC		0.96		0.90		-6.5%	
FIV3/FIVC		1.00		1.00		0.0%	
PIFR (L/min)		273.48		234.60		-14.2%	
FIF50% (L/min)		264.30		204.30		-22.7%	
FIF25-75% (L/min)		246.18		198.36		-19.4%	
FIF.2-1.2 (L/min)		235.68		194.76		-17.4%	
FVC/FIVC		1.11		1.12		0.7%	
Ext. Vol. (L)		0.13		0.11		-15.6%	
FET (s)		3.30		2.94		-10.9%	
EOTV (L)		0.04		0.05		32.5%	
Time		2:44 PM		2:46 PM			
Mouthpiece #		6595-9323		6595-9323			
Physician/Tech		JY		JY			

6% correction has been applied to the predicted results. When selected, GLI results do not get corrected. See User's Manual for details.

Best Pre-FVC: #3 3.90 (L), Best Pre-FEV1: #3 3.28 (L), Best Post-FVC: #2 3.87 (L), Best Post-FEV1: #2 3.25 (L)

Best Pre-FVC interpretation: Normal spirometry.

Best Post-FVC interpretation: Normal spirometry.

Date & Time: 2/6/2026, BestPre : 2:44 PM, 2ndBestPre : 2:44 PM, 3rdBestPre : 2:43 PM

Date & Time: 2/6/2026, BestPost : 2:46 PM, 2ndBestPost : 2:45 PM, 3rdBestPost : 2:46 PM

Comments: ###

