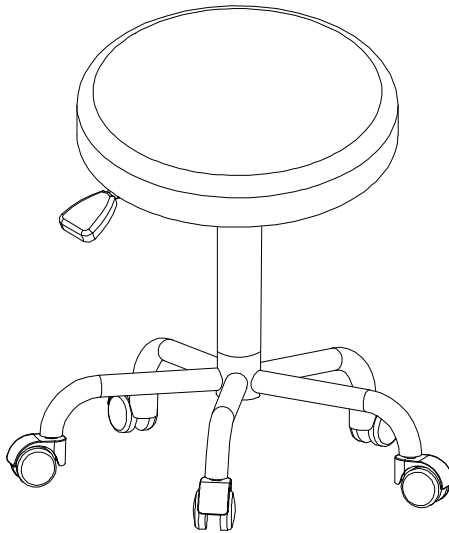


**CONFY CARE®**



**MA03 MA04 MA07 MA08**  
**Round Stool & Saddle Stool**  
**INSTALLATION INSTRUCTION**

**Contents**

MA03 Round Stool ..... 01

MA04 Saddle Stool ..... 02

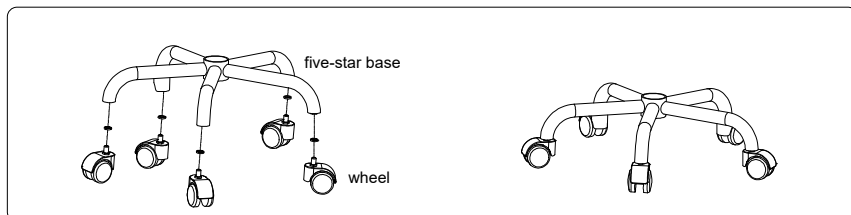
MA07 Saddle Stool with Foot Ring ..... 03

MA08 Round Stool with Foot Ring ..... 04

## Installation Steps - MA03 Round Stool

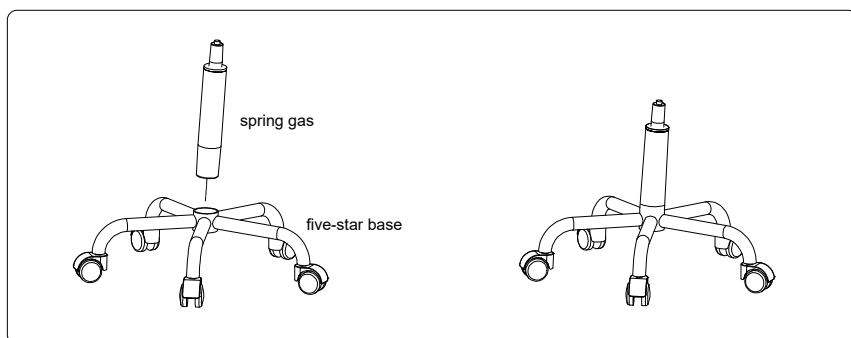
### 1. Install wheels

Insert the wheels into the five-star base.



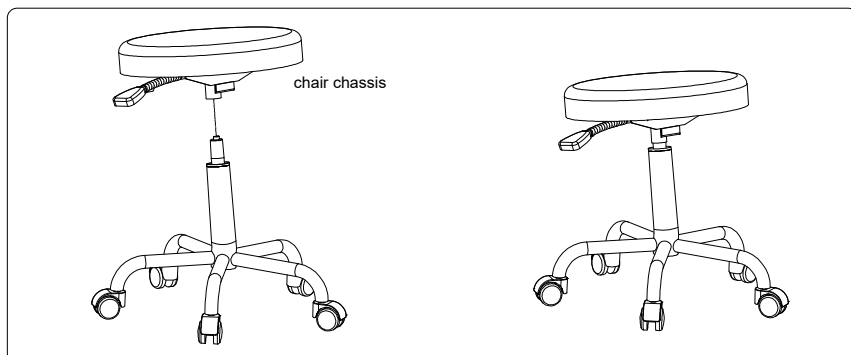
### 2. Install spring gas

Insert the large end of the spring gas into the circular hole in the center of the five-star base.



### 3. Install chair chassis

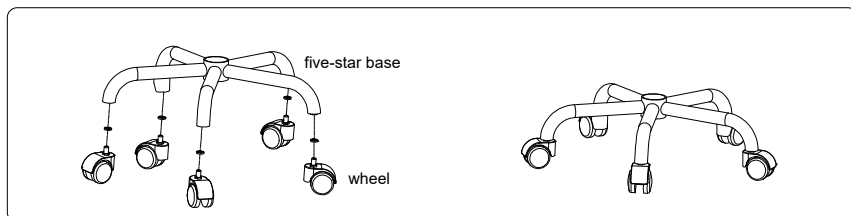
Insert the small end of the spring gas into the circular hole in the center of the chair chassis to complete the installation.



## Installation Steps - MA04 Saddle Stool

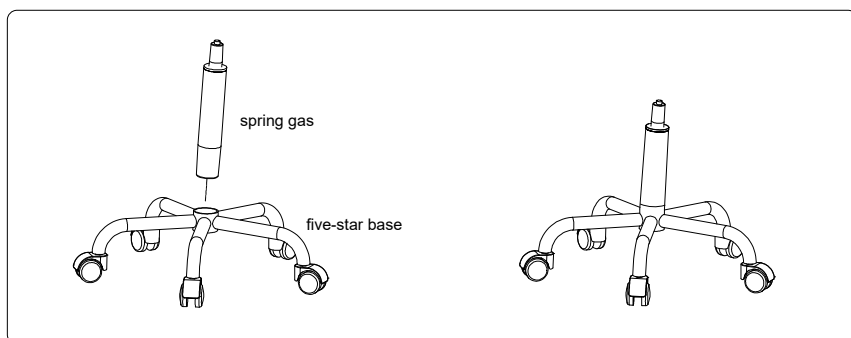
### 1. Install wheels

Insert the wheels into the five-star base.



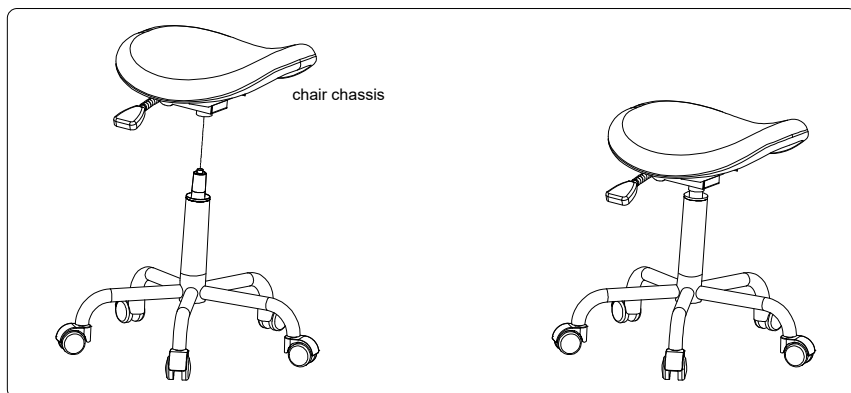
### 2. Install spring gas

Insert the large end of the spring gas into the circular hole in the center of the five-star base.



### 3. Install chair chassis

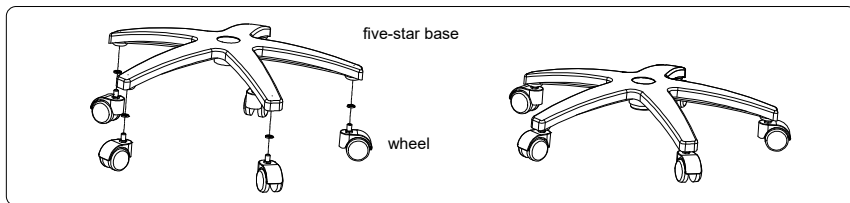
Insert the small end of the spring gas into the circular hole in the center of the chair chassis to complete the installation.



## Installation Steps - MA07 Saddle Stool with Foot Ring

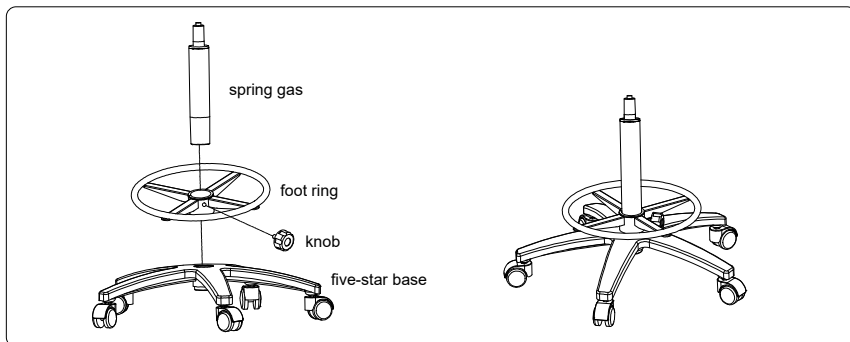
### 1. Install wheels

Insert the wheels into the five-star base.



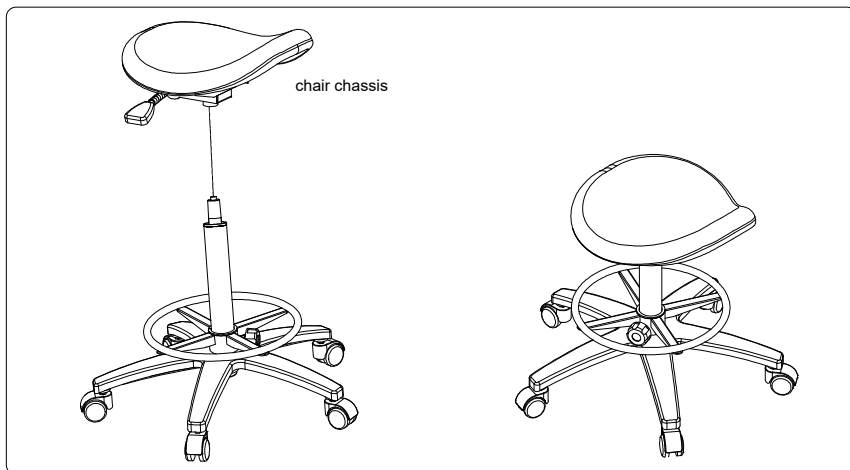
### 2. Install spring gas and foot ring

Place the foot ring above five-star base and align the center hole. Insert the large end of the spring gas into the circular hole in the center of the foot ring & five-star base. Tighten the foot ring with a knob.



### 3. Install chair chassis

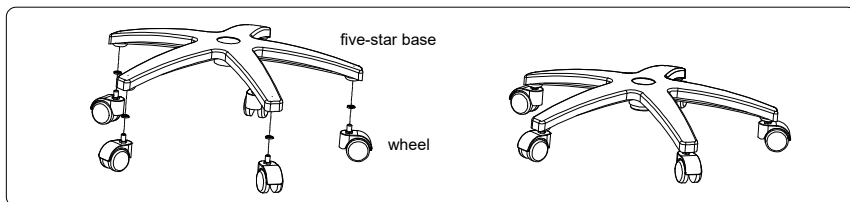
Insert the small end of the spring gas into the circular hole in the center of the chair chassis to complete the installation.



## Installation Steps - MA08 Round Stool with Foot Ring

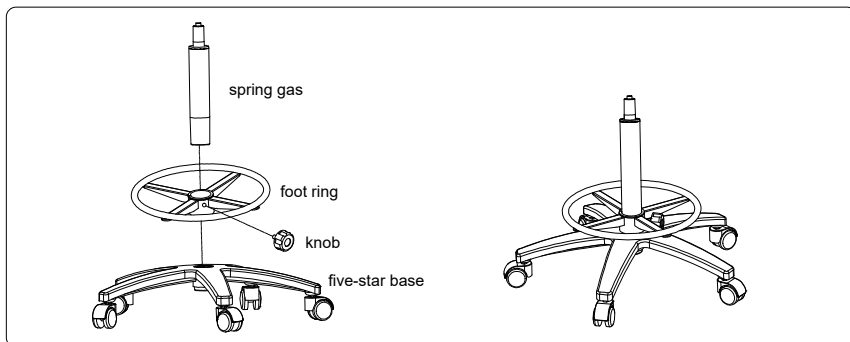
### 1. Install wheels

Insert the wheels into the five-star base.



### 2. Install spring gas and foot ring

Place the foot ring above five-star base and align the center hole. Insert the large end of the spring gas into the circular hole in the center of the foot ring & five-star base. Tighten the foot ring with a knob.



### 3. Install chair chassis

Insert the small end of the spring gas into the circular hole in the center of the chair chassis to complete the installation.

